

## Front Access 48" Trough Washdown Urinal



### Specification Guide

- 14-gauge type 304 stainless steel
- Seamlessly welded
- Satin finished surfaces
- Washdown flushing action with self-draining, flushing rim
- Flush connection is 1-1/2" NPT male
- Removable, high volume, stainless steel, beehive strainer
- 1-1/2" NPT male fitting for removable waste
- Vandal-resistant, P-trap enclosure
- Anchoring locations vary based on length of urinal (minimum 4)

Part No. 101313 : AF

Fixture may be featured with available options.

### ► Description

I-CON urinals are seamlessly welded, 14-gauge type 304 stainless steel. Exposed surfaces have satin finishes. The fixture does not require a wall opening and chase area for installation and maintenance. The urinal features a washdown flushing action with a self-draining flush rim. A removable, high volume, stainless steel, beehive strainer is included. The fixture has a vandal-resistant, P-trap enclosure. Exposed fasteners are tamper-resistant stainless steel.

### ► Recommended I-CON Intelligent Control System

The system includes low voltage, water-resistant controllers; waterproof, stainless steel actuators; and direct-acting solenoid valves with no diaphragms. The ASSE-certified flush valves are proven to be more reliable and less expensive to maintain than traditional valves. The I-CON System can be configured as a standalone or communicating system, linked to our touchscreen PC technology. Both configurations offer the capability to stop flooding and abuse while managing toilet flushes per hour/per fixture, which reduces water usage and sewer costs.

### ► Accessories & Options

See accessories and available options on page 2.



# Front Access 48" Trough Washdown Urinal

Part No. 101313 : AF

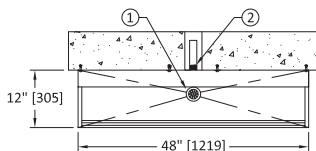
- ▶ **Access Type (must select one)**  
 Front
- ▶ **Supply Location (must select one)**  
 Wall Supply  Top Supply
- ▶ **Urinal Waste (must select one)**  
 1-1/2" NPT Male Fitting for Removable Waste
- ▶ **Additional Options**  
 12 Gauge Cabinet

### Our Experts Recommend (sold separately)

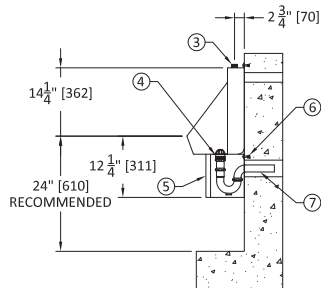
- ▶ **Removable Waste Options**
  - P-Trap in Cabinet, Cast Brass w/ Plug, Removable (101592)
  - Thru-Wall Connection w/ P-Trap (101593)
  - Removable 90° Cast Brass Elbow (101907)

Note: If any modification is required, please contact factory for availability.

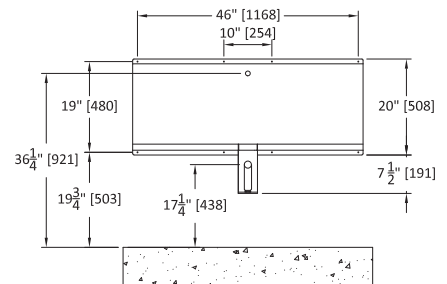
1. BEEHIVE TYPE URINAL STRAINER (REMOVABLE)
2. 1-1/2" NPT MALE WALL SUPPLY INLET



3. 1-1/2" NPT MALE TOP SUPPLY INLET
4. 1-1/2" NPT MALE WASTE FITTING



5. TRAP COVER (REMOVABLE)
6. WALL ANCHOR (BY OTHERS)
7. REMOVABLE P-TRAP (SOLD SEPARATELY)



**WARNING:** Cancer and Reproductive Harm - [www.P65Warnings.ca.gov](http://www.P65Warnings.ca.gov)  
**Important:** Installation instructions and rough-in are included with each fixture. Do not modify these drawings. Do not rough in with certified dimensions. Dimensions are subject to manufacturer's tolerance of plus or minus 1/4" and change without notice. I-CON assumes no responsibility for use of voided or superseded data.

Approved for Manufacturing

Company \_\_\_\_\_ Quantity \_\_\_\_\_  
 Signature \_\_\_\_\_ Date \_\_\_\_\_