

18" Stall Washdown Urinal



Specification Guide

- 14-gauge type 304 stainless steel
- Seamlessly welded
- Satin finished surfaces
- Washdown flushing action with self-draining, flushing rim
- Flush connection is 3/4" NPT male
- Removable strainer secured with tamper-resistant fasteners
- 2" OD stainless steel removable no-caulk drain
- 2 anchoring locations
- Furnished with necessary fastener for proper mounting

Part No. 101317

Fixture may be featured with available options.

Note: Optional wall sleeve or metal template is recommended for all installations with required wall openings.

► Description


I-CON urinals are seamlessly welded, 14-gauge type 304 stainless steel. Exposed surfaces have satin finishes. The fixture requires a wall opening and chase area for installation and maintenance. Urinal features a washdown flushing action with a self-draining flush rim. The fixture is designed to be recessed into the floor. The removable strainer is secured with tamper-resistant fasteners. Exposed fasteners are tamper-resistant stainless steel.

► Recommended I-CON Intelligent Control System

The system includes low voltage, water-resistant controllers; waterproof stainless-steel actuators; direct-acting solenoid valves with no diaphragms; and an ASSE-certified flush valve proven to be more reliable and less expensive to maintain than traditional valves. The I-CON System can be configured as a standalone or communicating system, linked to our touchscreen PC technology. Both configurations offer the capability to stop flooding and abuse while managing urinal flushes per hour per fixture, which reduces water usage and sewer costs.

► Accessories & Options

See accessories and available options on page 2.



18" Stall Washdown Urinal

Part No. 101317

- ▶ **Access Type (must select one)**
 Rear
- ▶ **Supply Location (must select one)**
 Wall Supply Top Supply
- ▶ **Urinal Waste (must select one)**
 2" OD SS Removable No-Caulk Drain
- ▶ **Additional Options**
 12 Gauge Cabinet
 White Powder Coat

Included with Fixture (must select one)

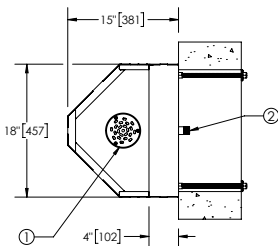
- ▶ **Wall Thickness (Standard Mounting Hardware)**
 0" to 4" (101594 : 6" : 4 Bolts)
 4" to 8" (101594 : 10" : 4 Bolts)
 8" to 12" (101594 : 14" : 4 Bolts)

Our Experts Recommend (sold separately)

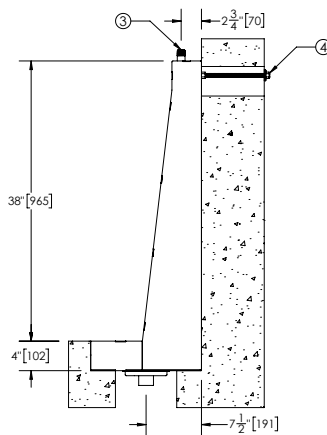
- ▶ **Wall Sleeve & Wall Template**
 Wall Sleeve (102687 Series)
See Wall Sleeve Submittal to Order
 Wall Template (102841)
See Wall Template Submittal to Order

Note: If any modification is required, please contact factory for availability.

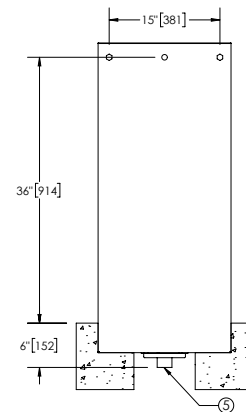
1. DRAIN STRAINER (REMOVABLE)
2. 3/4" NPT MALE WALL SUPPLY INLET



3. 3/4" NPT MALE TOP SUPPLY INLET
4. 1/2" THREADED ANCHOR



5. 2" STRAIGHT NO CAULK DRAIN



WARNING: Cancer and Reproductive Harm - www.P65Warnings.ca.gov

Important: Installation instructions and rough-in are included with each fixture. Do not modify these drawings. Do not rough in with certified dimensions. Dimensions are subject to manufacturer's tolerance of plus or minus 1/4" and change without notice. I-CON assumes no responsibility for use of voided or superseded data.

Approved for Manufacturing

Company _____ Quantity _____
Signature _____ Date _____